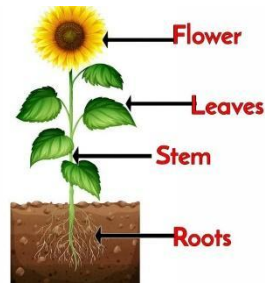


Science Subject Knowledge Bank

Year 1: Plants







<u>Vocabulary</u>	<u>Definition</u>
Deciduous	Trees that lose their leaves in winter
Evergreen	Stay green all year round and do not lose their leaves in Winter
sprout	Begins to grow
Seed	When given the right conditions can grow into a new plant.
Root	Absorbs water and minerals from the ground. Help the plant to stay upright.

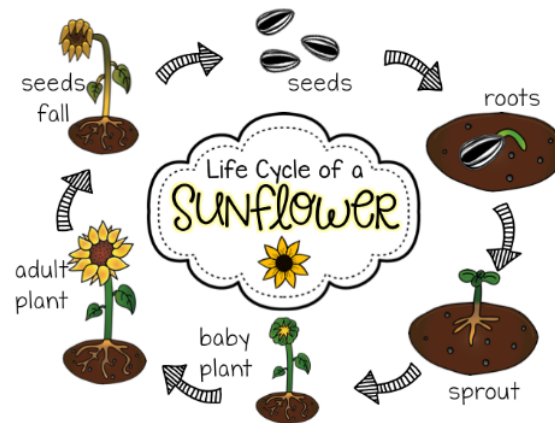





PARTS OF A PLANT

What are the names of the different parts of a plant and what do they do?

- Flower - help the plant to make more plants by creating seeds.
- Stem - supports the plant and carries water and minerals from the roots to the leaves.
- Roots - absorbs water and minerals from the ground. Help the plant to stay upright.
- Leaf - collect energy from the Sun and turn this into food for the plant.

Types of common garden plants		
Daffodil	Rose	Pansy
		
Types of common wild plants		
Daisy	Buttercup	Dandelion
		



Types of Tree		
		
<p>Deciduous trees lose their leaves in the autumn every year. Their leaves are usually broad, flat and have veins running</p>		<p>Evergreen trees have green leaves all year round. Their leaves are generally thick, waxy and narrow like needles.</p>
<ul style="list-style-type: none"> • Oak • Beech • Sycamore 	<ul style="list-style-type: none"> • Pine • Fir • Holly 	